



KING COUNTY

1200 King County Courthouse
516 Third Avenue
Seattle, WA 98104

Signature Report

December 14, 2004

Ordinance 15095

Proposed No. 2004-0489.2

Sponsors Gossett

1 AN ORDINANCE relating to the 2004 levy of property
2 taxes in King County for collection in the year 2005.
3
4

5 BE IT ORDAINED BY THE COUNCIL OF KING COUNTY:

6 SECTION 1. The county assessor of King County has certified to the
7 metropolitan King County council that the assessed valuation of the County of King as
8 finally equalized amounts to \$247,766,412,831 and as adjusted for senior citizens
9 exemptions provided for in RCW 84.36.381 and for omitted assessments in accordance
10 with RCW 84.40.080 is \$ 245,811,601,442.

11 SECTION 2. The metropolitan King County council imposes the levies necessary
12 to fund estimated expenditures for the year 2005 as listed in this section. These amounts
13 do not include the total of estimated revenues from sources other than taxation, including
14 available surplus and such expenditures as are to be net from bond warrant issues. In
15 accordance with state law, the King County assessor calculated a sum for property taxes
16 available to the county related to new construction, improvements to property and any
17 increase in the assessed value of state assessed property. In calculating the amount of

18 regular property tax monies needed, the council was cognizant of this sum and it is
19 therefore included in the following levy totals.

20	<u>FUND</u>	<u>TAX</u>
21	COUNTY	
22	CURRENT EXPENSE	\$235,038,626
23	HUMAN SERVICES FUND/MENTAL HEALTH	4,841,326
24	VETERANS' AID	2,178,596
25	RIVER IMPROVEMENT	2,575,362
26	INTER-COUNTY RIVER IMPROVEMENT	50,000
27	BOND REDEMPTION – LIMITED	17,866,676
28	AFIS	12,225,166
29	UNLIMITED G.O. BONDS	41,176,543
30	CONSERVATION FUTURES	14,349,780
31	EMERGENCY MEDICAL SERVICES	57,448,128
32	PARKS	11,857,880
33	TOTAL COUNTY	\$399,608,083
34	UNINCORPORATED COUNTY – ROADS	\$70,315,225

35 SECTION 3. The metropolitan King County council certifies the levies of the
36 following taxing districts:

37	PORT OF SEATTLE	\$ 62,748,329
38	CITIES AND TOWNS	
39	ALGONA	\$552,418
40	AUBURN (King County portion only)	12,686,425

Ordinance 15095

41	BEAUX ARTS VILLAGE	122,832
42	BELLEVUE	27,343,613
43	BLACK DIAMOND	876,819
44	BOTHELL (King County portion only)	4,129,626
45	BURIEN	4,688,588
46	CARNATION	216,696
47	CLYDE HILL	762,643
48	COVINGTON	1,656,097
49	DES MOINES	3,279,454
50	DUVALL	985,666
51	ENUMCLAW	1,869,637
52	FEDERAL WAY	8,247,730
53	HUNTS POINT	235,825
54	ISSAQUAH	5,125,138
55	KENMORE	3,573,454
56	KENT	25,800,548
57	KIRKLAND	11,856,148
58	LAKE FOREST PARK	2,566,484
59	MAPLE VALLEY	2,163,238
60	MEDINA	2,105,055
61	MERCER ISLAND	9,326,960
62	MILTON (King County portion only)	153,757
63	NEWCASTLE	3,141,086

Ordinance 15095

64	NORMANDY PARK	1,315,301
65	NORTH BEND	890,616
66	PACIFIC (King County portion only)	598,639
67	REDMOND	14,732,242
68	RENTON	21,531,539
69	SAMMAMISH	16,819,752
70	SEATAC	9,590,628
71	SHORELINE	6,887,741
72	SKYKOMISH	49,177
73	SNOQUALMIE	2,773,478
74	TUKWILA	10,726,120
75	WOODINVILLE	2,587,979
76	YARROW POINT	413,185
77	TOTAL CITIES AND TOWNS	\$ 222,382,334
78	WATER AND SEWER DISTRICTS	
79	SKYWAY	\$39,090
80	FIRE DISTRICTS	
81	2	\$5,809,485
82	4	8,817,891
83	10	5,424,784
84	11	3,165,502
85	13	1,970,113
86	14	645,514

Ordinance 15095

87	16	5,860,607
88	17	217,140
89	20	2,012,740
90	24	8,577
91	25	1,520,133
92	26	3,616,797
93	27	1,295,995
94	28	784,209
95	31	21,674
96	34	3,895,891
97	36	6,543,784
98	37	5,670,116
99	38	979,106
100	39	13,062,780
101	40	2,885,785
102	41	2,683,383
103	43	5,865,292
104	44	3,047,262
105	45	1,643,273
106	47	173,646
107	49 (King County portion only)	46,716
108	50	135,553
109	TOTAL FIRE DISTRICTS	\$87,803,748

Ordinance 15095

110	MISCELLANEOUS	
111	RURAL LIBRARY (King County portion only)	\$ 78,323,837
112	HOSPITAL DISTRICT NO. 1	2,468,524
113	HOSPITAL DISTRICT NO. 2	22,243,144
114	HOSPITAL DISTRICT NO. 4	2,787,113
115	CEMETERY DISTRICT NO. 1	93,564
116	VASHON MAURY PARKS	768,553
117	NORTHSHORE PARKS & REC (King County portion only)	444,828
118	GREEN RIVER FLOOD ZONE	900,474
119	ISSAQUAH LIBRARY CAPITAL FACILITIES	602,000
120	REDMOND LIBRARY CAPITAL FACILITIES	580,000
121	FINN HILL PARK	145,909
122	SI VIEW METROPOLITAN PARK	712,943
123	TOTAL MISCELLANEOUS	\$110,070,889
124	SCHOOLS	
125	AUBURN (King County portion only)	\$33,960,256
126	BELLEVUE	49,767,955
127	ENUMCLAW	9,790,300
128	FEDERAL WAY	40,675,000
129	FIFE (King County portion only)	1,888,495
130	HIGHLINE	46,000,000
131	ISSAQUAH	45,167,156
132	KENT	66,289,000

Ordinance 15095

133	LAKE WASHINGTON	73,544,472
134	MERCER ISLAND	13,527,947
135	NORTHSHORE (King County portion only)	44,135,476
136	RENTON	47,000,000
137	RIVERVIEW	7,639,840
138	SEATTLE	200,596,055
139	SHORELINE	28,301,221
140	SNOQUALMIE VALLEY	13,825,000
141	TAHOMA	13,240,252
142	TUKWILA	10,209,248

Ordinance 15095

143	VASHON	4,894,321
144	TOTAL SCHOOLS	\$750,451,994
145	GRAND TOTAL	\$1,703,419,692
146		


Ordinance 15095 was introduced on 10/18/2004 and passed as amended by the Metropolitan King County Council on 12/13/2004, by the following vote:

Yes: 12 - Mr. Phillips, Ms. Edmonds, Mr. von Reichbauer, Ms. Lambert, Mr. Pelz, Mr. Ferguson, Mr. Hammond, Mr. Gossett, Ms. Hague, Mr. Irons, Ms. Patterson and Mr. Constantine

No: 0


Excused: 1 - Mr. McKenna

KING COUNTY COUNCIL
KING COUNTY, WASHINGTON




Larry Phillips, Chair

ATTEST:



Anne Noris, Clerk of the Council

APPROVED this 22nd day of December, 2004.



Ron Sims, County Executive

2004 DEC 22 PM 12:06
CLERK
KING COUNTY COUNCIL

RECEIVED

Attachments None